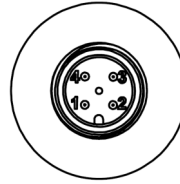


# M12x1 Eurofast

Electrical connection option "A"



## STANDARD MODELS

Output	Pin 1	Pin 2	Pin 3	Pin 4
mV (4-wire)	+V	+Signal	-Signal	Ground
Voltage (3-wire)	+V	N/A	Ground	Signal
4-20mA (2-wire)	+V	N/A	-V	N/A

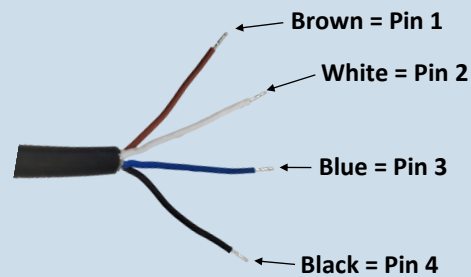
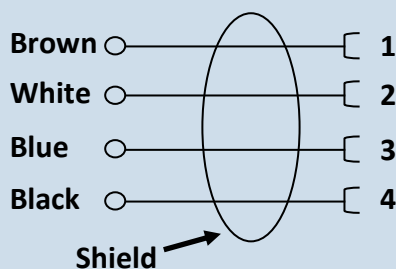
<b>+V</b>	Supply Voltage
<b>-V</b>	4-20mA Signal/Electrical Ground
<b>Ground</b>	Voltage Electrical Ground
<b>Signal</b>	Voltage Output Signal
<b>Case</b>	Case / Earth Ground
<b>N/A</b>	Not Applicable

## CSA APPROVED MODELS

Intrinsically Safe Only

Output	Pin 1	Pin 2	Pin 3	Pin 4
Voltage (3-wire)	+V	Case	Ground	Signal
4-20mA (2-wire)	+V	Case	-V	N/A

## Mating Cable Assembly Guide\*



**\*Note:** This guide is only for M12x1 mating cable assemblies purchased directly from Core Sensors. We cannot guarantee assemblies purchased from a third party will follow the same conductor/pin designations.

### WARNING! NOTICE FOR INTRINSICALLY SAFE SENSORS:

Refer to the Intrinsically Safe Operating Instructions and/or product datasheet for barrier installation information.



Thoroughly read and understand these wiring instructions prior to installation. **Please call Core Sensors at (862) 245-2673** if you are unsure about any of the instructions.

